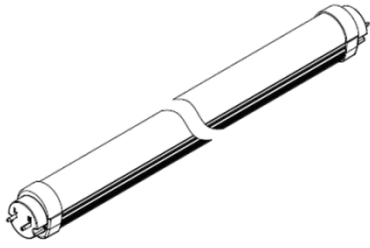
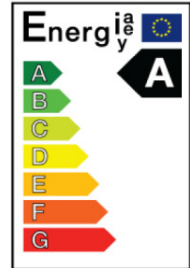


SAMSUNG LED L-Tube(P80_1200I_CCT_3000K)

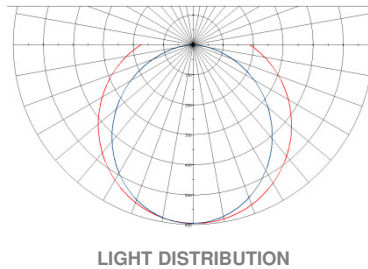
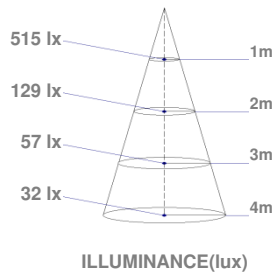
Product



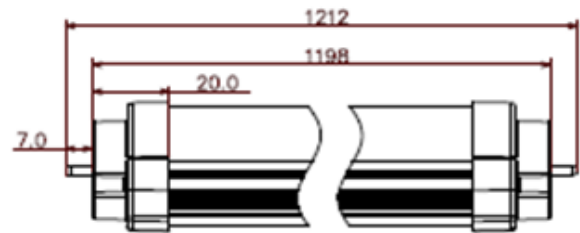
Maker	Samsung LED
Brand	Samsung LED
Model Code	STILLW830240112CCT
Voltage	220~240V
Power Consumption	23W
Type of Lamp	LED tube with internal driver (CCG / VVG compatible type)
Base(Pin)	G13



Lighting Data



Dimensional drawing



Specifications

Type	L-tube	Voltage (V)	200~240
Equivalent to (W)	36~40W	Frequency (Hz)	50/60
Wattage (W)	23	Power Factor	≥0.9
Lumen Output (lm)	1,920	THD	30%↓
Lamp efficacy (lm/W)	83.5	Diameter (mm)	34(31)
Color Description	Warm White	Overall Length (mm)	1198
Color Temperature (K)	3045±175	Dimmable	no
Color Rendering Index (Ra)	82	Weight (g)	470
Beam Angle (°)	140	Operating temperature (°C)	-20~+50
Average Lifetime (hrs)	40,000	Certification	CE, VDE

※ Specifications are subject to change without notice.

Application

- Replacing conventional fluorescent tube without rewiring.

Packaging Details


Packaging Type(Std.Pkg.Q'ty)	Single Box (1pc)	Outer Box (20pc/box)
Dimensions (L×W×H)	1307mm×36mm×32mm	1312mm×144mm×195mm
Gross Weight (g)	470	9870

Customer Benefits

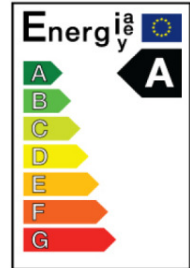
- Energy saving, High efficacy
- Mercury Free (RoHs)
- Retrofit to conventional FL tube
- High Lumen out-put
- SAMSUNG Engineering Excellence
- Instant Light on

SAMSUNG LED L-Tube(P80_1200I_CCT_4000K)

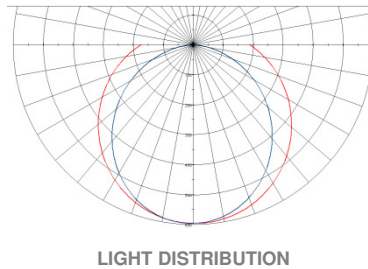
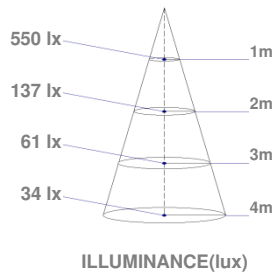
Product



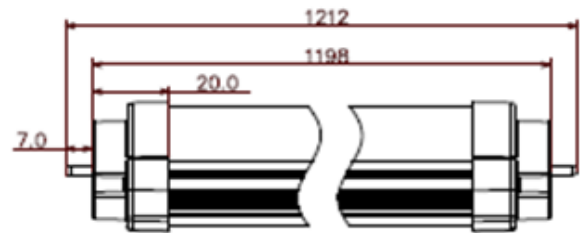
Maker	Samsung LED
Brand	Samsung LED
Model Code	STILLW840240112CCT
Voltage	220~240V
Power Consumption	23W
Type of Lamp	LED tube with internal driver (CCG /VVG compatible type)
Base(Pin)	G13



Lighting Data



Dimensional drawing



Specifications

Type	L-tube	Voltage (V)	200~240
Equivalent to (W)	36~40W	Frequency (Hz)	50/60
Wattage (W)	23	Power Factor	≥0.9
Lumen Output (lm)	2,030	THD	30%↓
Lamp efficacy (lm/W)	88.3	Diameter (mm)	34(31)
Color Description	Neutral White	Overall Length (mm)	1198
Color Temperature (K)	3985±275	Dimmable	no
Color Rendering Index (Ra)	82	Weight (g)	470
Beam Angle (°)	140	Operating temperature (°C)	-20~+50
Average Lifetime (hrs)	40,000	Certification	CE, VDE

※ Specifications are subject to change without notice.

Application

- Replacing the conventional fluorescent tube without rewiring.

Packaging Details

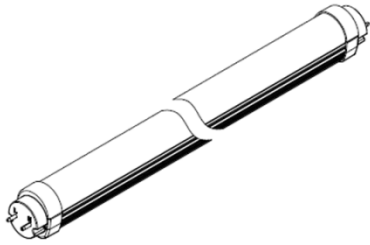
Packaging Type(Std.Pkg.Q'ty)	Single Box (1pc)	Outer Box (20pc/box)
Dimensions (L×W×H)	1307mm×36mm×32mm	1312mm×144mm×195mm
Gross Weight (g)	470	9870

Customer Benefits

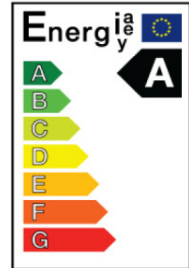
- Energy saving, High efficacy
- Mercury Free (RoHs)
- Retrofit to conventional FL tube
- High Lumen out-put
- SAMSUNG Engineering Excellence
- Instant Light on

SAMSUNG LED L-Tube(P80_1200I_CCT_5000K)

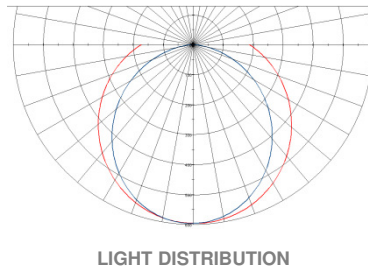
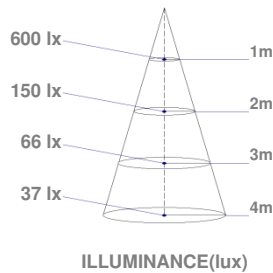
Product



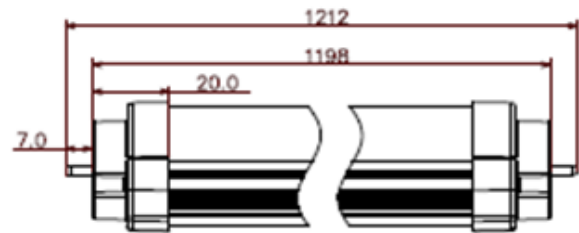
Maker	Samsung LED
Brand	Samsung LED
Model Code	STILLW850240112CCT
Voltage	220~240V
Power Consumption	23W
Type of Lamp	LED tube with internal driver (CCG /VVG compatible type)
Base(Pin)	G13



Lighting Data



Dimensional drawing



Specifications

Type	L-tube	Voltage (V)	200~240
Equivalent to (W)	36~40W	Frequency (Hz)	50/60
Wattage (W)	23	Power Factor	≥0.9
Lumen Output (lm)	2,100	THD	30%↓
Lamp efficacy (lm/W)	91.3	Diameter (mm)	34(31)
Color Description	Cool White	Overall Length (mm)	1198
Color Temperature (K)	5028±283	Dimmable	no
Color Rendering Index (Ra)	82	Weight (g)	470
Beam Angle (°)	140	Operating temperature (°C)	-20~+50
Average Lifetime (hrs)	40,000	Certification	CE, VDE

※ Specifications are subject to change without notice.

Application

- Replacing the conventional fluorescent tube without rewiring.

Packaging Details

Packaging Type(Std.Pkg.Q'ty)	Single Box (1pc)	Outer Box (20pc/box)
Dimensions (L×W×H)	1307mm×36mm×32mm	1312mm×144mm×195mm
Gross Weight (g)	470	9870

Customer Benefits

- Energy saving, High efficacy
- Mercury Free (RoHs)
- Retrofit to conventional FL tube
- High Lumen out-put
- SAMSUNG Engineering Excellence
- Instant Light on