

 **spotled**
Led there be light

:: DOMAG ::



B1

Power LED Spot 10W Ceiling Mounted Light



ITEM: 1 X 10W

PRODUCT REFERENCE: DOM-HC101

BASE TYPE:

INPUT VOLTAGE: AC 240V

OUTPUT WATT: 10W

LED QUANTITY: 1 piece 10W LED **Multi-chip M-LED**

LUMEN OUTPUT: 1 X 750lm

ITEM: 1 X 10W

PRODUCT REFERENCE: DOM-HC101

BASE TYPE:

INPUT VOLTAGE: AC 240V

OUTPUT WATT: 10W

LED QUANTITY: 1 piece 10W LED **Multi-chip M-LED**

LUMEN OUTPUT: 1 X 750lm

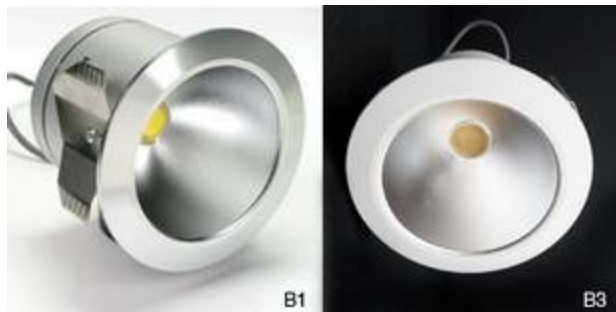
BEAM ANGLES: 90°

IP VALUE: IP40

DRIVE CURRENT: (DRIVER 350mA interne)

REF	DESCRIPTION
	Ceiling mounted light 1x10W 90° AC 240V Warm White
	Ceiling mounted light 1x10W 90° AC 240V Cool White

Power LED Spot 10W RECESSED LIGHT HR101 (MULTI-CHIP LED)



ITEM: 1X 10W

PRODUCT REFERENCE: DOM-HR

BASE TYPE: 2 Wires

INPUT VOLTAGE: 100V~240V AC

OUTPUT WATT: 10W

LED QUANTITY: 1 piece 10W LED Multi-chip EPISTAR

LUMEN OUTPUT: 750lm

BEAM ANGLES: 90°

IP VALUE: IP20

DRIVE CURRENT: 350mA

COLOR AVAILABLE: Warm White, Cool White

DIMENSIONS: ψ 103 x 80mm (Holed = ψ 95mm)

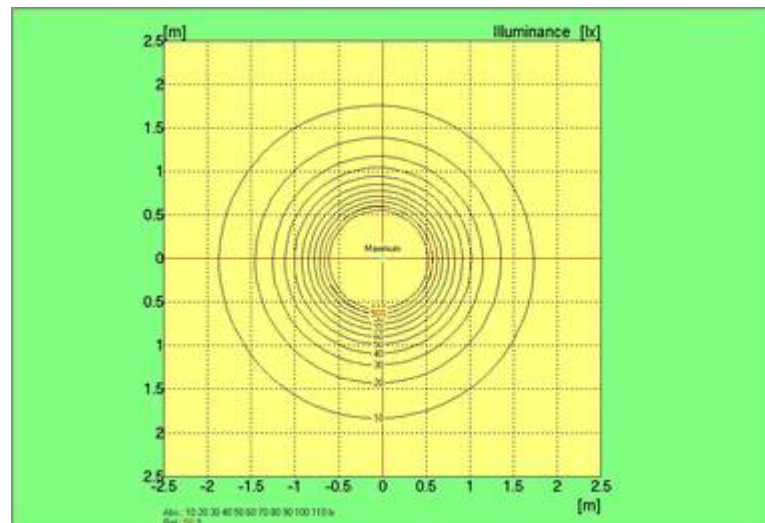
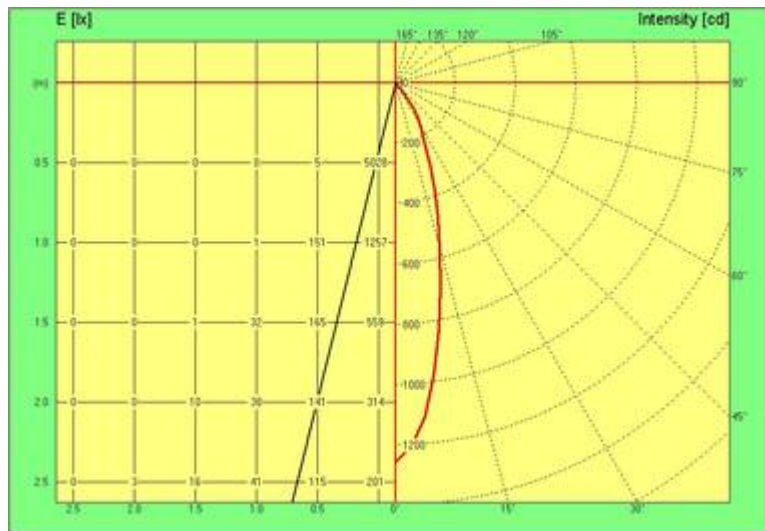
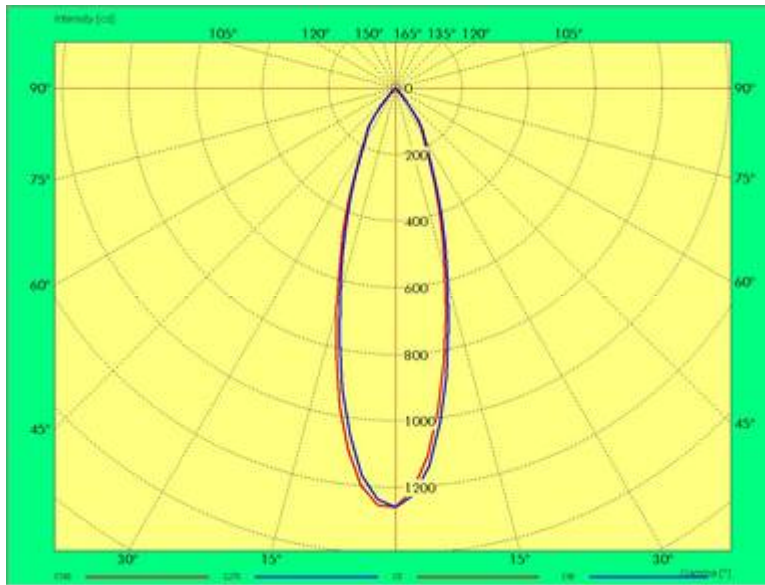
>Avec DRIVER 350mA :




CE **ROHS**

REF	DESCRIPTION
DM010DSCA06030	SpotLed 1x10W 90° 240V Warm White RING ALUMINIUM
DM010DSCA06060	SpotLed 1x10W 90° 240V Cool White RING ALUMINIUM
DM010DSCA06030	SpotLed 1x10W 90° 240V Warm White RING WHITE
DM010DSCA06060	SpotLed 1x10W 90° 240V Cool White RING WHITE

HR101 TEST:



Power LED Spot 10W RECESSED LIGHT HR101/102-D



ITEM: 1X 10W

PRODUCT REFERENCE: DOM-HR

BASE TYPE: 2 Wires

INPUT VOLTAGE: 100V~240V AC

OUTPUT WATT: 10W

LED QUANTITY: 1 piece 10W LED Multi-chip EPistar

LUMEN OUTPUT: 750lm

BEAM ANGLES: 90°

IP VALUE: IP20

DRIVE CURRENT: 350mA

COLOR AVAILABLE: Warm White, Cool White

DIMENSIONS: 105 x 105 x 80mm (Holed = ϕ 95mm)


>Avec DRIVER 350mA :



CE ROHS

REF	DESCRIPTION
	SpotLed 1x10W 90° 240V Warm White ALUMINIUM
	SpotLed 1x10W 90° 240V Cool White ALUMINIUM
	SpotLed 1x10W 90° 240V Warm White WHITE
	SpotLed 1x10W 90° 240V Cool White WHITE

Power LED Spot 10W RECESSED LIGHT HRB 101 / DIMMABLE



ITEM: 1X 10W

PRODUCT REFERENCE: DOM-HRB-101*

BASE TYPE: 2 Wires

INPUT VOLTAGE: 180V~260V AC (Facteur de puissance 92%)

OUTPUT WATT: 10W

LED QUANTITY: 1 piece 10W LED **Multi-chip M-LED**

LUMEN OUTPUT: 750lm

BEAM ANGLES: 60°

IP VALUE: IP20

DRIVE CURRENT: 350mA


COLOR AVAILABLE: Warm White, Cool White

DIMENSIONS: L188mm X W188mm X H181mm (holed 165mm X 165mm)

Dimmable: Avec un interrupteur : Switch on and off (100%-75%-50%-25%)

REF	DESCRIPTION
DOM-HRB-101WW	SpotLed 1x10W 240V Warm White
DOM-HRN-101CW	SpotLed 1x10W 240V Cool White

Power LED Spot 2X10W RECESSED LIGHT HRB 201 / DIMMABLE



ITEM: 2X 10W

PRODUCT REFERENCE: DOM-HRB-201*

BASE TYPE: 2 Wires

INPUT VOLTAGE: 180V~260V AC (Facteur de puissance 92%)

OUTPUT WATT: 20W

LED QUANTITY: 2 pieces 10W LED **Multi-chip M-LED**

LUMEN OUTPUT: 2 X 750lm

BEAM ANGLES: 60°

IP VALUE: IP20

DRIVE CURRENT: 350mA

COLOR AVAILABLE: Warm White, Cool White

DIMENSIONS: L341mm X W188mm X H181mm (holed 165mm X 315mm)

Dimmable: Avec un interrupteur : Switch on and off (100%-75%-50%-25%)

REF	DESCRIPTION
DOM-HRB-201WW	SpotLed 2x10W 240V Warm White
DOM-HRN-201CW	SpotLed 2x10W 240V Cool White

Power LED Spot 3X10W RECESSED LIGHT HRB 301 / DIMMABLE



ITEM: 3X 10W

PRODUCT REFERENCE: DOM-HRB-301*

BASE TYPE: 2 Wires

INPUT VOLTAGE: 180V~260V AC (Facteur de puissance 92%)

OUTPUT WATT: 30W

LED QUANTITY: 3 pieces 10W LED **Multi-chip M-LED**

LUMEN OUTPUT: 3 X 750lm

BEAM ANGLES: 60°

IP VALUE: IP20

DRIVE CURRENT: 350mA

COLOR AVAILABLE: Warm White, Cool White

DIMENSIONS: L497mm X W188mm X H181mm (holed 165mm X 472mm)

Dimmable: Avec un interrupteur : Switch on and off (100%-75%-50%-25%)

REF	DESCRIPTION
DOM-HRB-301WW	SpotLed 2x10W 240V Warm White
DOM-HRN-301CW	SpotLed 2x10W 240V Cool White

Power LED Spot 4X10W RECESSED LIGHT HRB 401 / DIMMABLE



ITEM: 4X10W

PRODUCT REFERENCE: DOM-HRB-301*

BASE TYPE: 2 Wires

INPUT VOLTAGE: 180V~260V AC (Facteur de puissance 92%)

OUTPUT WATT: 40W

LED QUANTITY: 3 pieces 10W LED **Multi-chip M-LED**

LUMEN OUTPUT: 4 X 750lm

BEAM ANGLES: 60°

IP VALUE: IP20

DRIVE CURRENT: 350mA

COLOR AVAILABLE: Warm White, Cool White

DIMENSIONS: L348mm X W348mm X H181mm (holed 325mm X 325mm)

Dimmable: Avec un interrupteur : Switch on and off (100%-75%-50%-25%)

REF	DESCRIPTION
DOM-HRB-401WW	SpotLed 2x10W 240V Warm White
DOM-HRN-401CW	SpotLed 2x10W 240V Cool White

Power LED Spot 10W PAR 38 Boom



ITEM: 1X 10W

PRODUCT REFERENCE: DOM-Boom101-*--W*

BASE TYPE: E27

INPUT VOLTAGE: AC 100~132V // AC 180~264V

OUTPUT WATT: 10W

LED QUANTITY: 1 piece 10W LED MULTI CHIP

LUMEN OUTPUT: 750 lm

BEAM ANGLES: 85°

IP VALUE: IP20

DIMMABLE: SWITCH ON AND OFF (10W → 7W → 5W → 2W)

COLOR LED AVAILABLE: Warm White and Cool White

DIMENSIONS: ψ 12 cm x H 17 cm

REF	DESCRIPTION
DM0104DHS06030	SpotLed 10W Bulb 85° 230V 4stage dim Warm White SILVER
DM0104DHS06055	SpotLed 10W Bulb 85° 230V 4stage dim Cool White SILVER
DM0104DHC06030	SpotLed 10W Bulb 85° 230V 4stage dim Warm White RED WINE
DM0104DHC06055	SpotLed 10W Bulb 85° 230V 4stage dim Cool White RED WINE
DM0104DHG06030	SpotLed 10W Bulb 85° 230V 4stage dim Warm White GOLD
DM0104DHG06055	SpotLed 10W Bulb 85° 230V 4stage dim Cool White GOLD

Power LED Spot 10W Track spot HTR-101/102



ITEM: 1 X 10W

PRODUCT REFERENCE: DOM-HTR 101-102*

BASE TYPE: TRACK BASE TRIPHASE

INPUT VOLTAGE: AC 240V

OUTPUT WATT: 10W

LED QUANTITY: 1 piece 10W LED **Multi-chip M-LED**

LUMEN OUTPUT: 1 X 750lm

BEAM ANGLES: 90° 120°

IP VALUE: IP20

DRIVE CURRENT: (DRIVER 350ma)

COLOR AVAILABLE: Warm White, Cool White

DIMENSIONS: ϕ 100mm x L151mm

REF	DESCRIPTION
DM10TSHS06030	SpotLed 1x10W 90° 240V Warm White
DM10TSHS06055	SpotLed 1x10W 90° 240V Cool White

Power LED Spot 10W Wall lamp AB 101



ITEM: 1 X 10W

PRODUCT REFERENCE: DOM-AB101*

BASE TYPE: WALL LIGHT

INPUT VOLTAGE: AC 240V

OUTPUT WATT: 10W

LED QUANTITY: 1 piece 10W LED **Multi-chip M-LED**

LUMEN OUTPUT: 1 X 750lm

BEAM ANGLES: 60°

IP VALUE: IP20

DRIVE CURRENT: (DRIVER 350mA interne)

COLOR AVAILABLE: Warm White, Cool White

DIMENSIONS: ϕ 125 x H135 x L230

REF	DESCRIPTION
DM010ASHS06030	SpotLed 1x10W 60° AC 240V Warm White
DM010ASHS06055	SpotLed 1x10W 60° AC 240V Cool White

Power LED Spot 10W OUTDOOR HFN-101



ITEM: 1 X 10W

PRODUCT REFERENCE: DOM-HFN 101*

BASE TYPE: CABLE H05

INPUT VOLTAGE: AC 240V

OUTPUT WATT: 10W

LED QUANTITY: 1 piece 10W LED **Multi-chip M-LED**

LUMEN OUTPUT: 1 X 750lm

BEAM ANGLES: 50°

IP VALUE: IP65

DRIVE CURRENT: (DRIVER 350mA interne)

COLOR AVAILABLE: Warm White, Cool White

DIMENSIONS: \varnothing 90mm x L190mm x H130mm

REF	DESCRIPTION
DM010PSHS05030	SpotLed 1x10W 50° AC 240V Warm White
DM010PSHS05060	SpotLed 1x10W 50° AC 240V Cool White

Power LED Spot 10W Underwater HUW-101



ITEM: 1 X 10W

PRODUCT REFERENCE: DOM-HUV-101*

BASE TYPE: CABLE H05

INPUT VOLTAGE: DC 15~24V

OUTPUT WATT: 10W

LED QUANTITY: 1 piece 10W LED **Multi-chip M-LED**

LUMEN OUTPUT: 1 X 750lm

BEAM ANGLES: 90°

IP VALUE: IP68

DRIVE CURRENT: (DRIVER DC externe)

COLOR AVAILABLE: Warm White, Cool White

DIMENSIONS: ϕ 103mm x L151mm

REF	DESCRIPTION
DM010USNB09030	SpotLed 1x10W 90° DC 15/24V Warm White
DM010USNB09060	SpotLed 1x10W 90° DC 15/24V Cool White

Power LED Spot 10W Ground spot HG-101



ITEM: 1 X 10W

PRODUCT REFERENCE: DOM-HG101-101*

BASE TYPE: CABLE H05

INPUT VOLTAGE: DC 15~24V

OUTPUT WATT: 10W

LED QUANTITY: 1 piece 10W LED **Multi-chip M-LED**

LUMEN OUTPUT: 1 X 750lm

BEAM ANGLES: 90°

IP VALUE: IP68

DRIVE CURRENT: (DRIVER DC externe)

COLOR AVAILABLE: Warm White, Cool White

DIMENSIONS: ϕ 103mm x L151mm

REF	DESCRIPTION
DM010GSNB09030	SpotLed 1x10W 90° 240V Warm White
DM010GSNB09030	SpotLed 1x10W 90° 240V Cool White